



Dale Christian School

Annual Report 2019



Developing each child's spiritual and intellectual gifts

Contents

School Profile	3
Board Chair Report	4
Secondary School Principal Report	5
Primary School Principal Report	6
Student Population & Attendance	7
Key Student Outcomes	8
Student Awards	10
Staff Standards & Workforce Composition	12
Class of 2019	13
Senior School Outcomes (WACE)	14
Professional Learning	16
Value Added Activities	18
School Improvements	19
 <u>Financial Statements</u>	 20
Summary Report	
FEE Schedule 2019	
 School Surveys	 21

School Profile

Dale Christian School opened in July 1983, utilising the hall and Manse of the old Armadale Congregational Church with two classes totalling 21 students.

The school rapidly outgrew the original site and in late 1985 the Church purchased the former Dale Drive-In located on Forrest Road. In 2002 we saw the commencement of Dale's Middle School with 38 students in Year 7 & 8. In the beginning of 2015 we moved into the new secondary school, where we are today.

The Dale Christian School Board believe that God's grace and love has built the school to all that it is today and look forward to what God has planned for it in the future.

SUMMARY

Sector	Independent/
Co-educational	Yes
No. of Campuses	1
Year levels offered	K-12
Registration period	1st January 2019 to June 30th 2020
Student population	633
International students	0
Staff Population	45 Full Time 47 Part Time
ABN	45 267 331 045
Motto	Faith Hope Love

LEADERSHIP & MANAGEMENT

Board Chair	Ian Prangnell
Primary Principal	Fourie Jordaan
Secondary Principal	Karin Cowie
Business Manager	Karen Holmes

VISION

The vision of Dale Christian School is to offer affordable, quality, Christ-centred education in an endeavour to equip our students with skills and strong values that encourage them to pursue excellence in all areas.

At the heart of Dale Christian School is our Christian distinctive that ensures that we know and celebrate each and every child. To enhance this vision, the School has introduced a K to 12 Christian Living program that actively encourages students to engage with the original text of the Bible rather than a particular theology or tradition.

In keeping with the School's emphasis on improving teaching and learning, we have embarked on a drive to empower and enable our students to become responsible for their own learning. We have initiated programs, plans and the assistance of outside organisations to train staff and students to work towards improving literacy and numeracy.

We are keen to pursue the holistic development of all our students to assist them to live life with purpose and a destiny in Christ.



Board Chair Report



Greetings from the Board!

2019 has been a busy year for us all. We would like to thank the Staff, Parents and Church for the support and encouragement given throughout the year.

During the year the replacement of the perimeter fencing has been completed. The new fencing is more secure as well as looking much better.

A major upgrade of the IT building was completed during the year, which included the replacement of the roof and ceilings as well as improving the lighting and the installation of new computers in readiness for NAPLAN on-line.

In the second half of the year many of our staff have been working hard preparing for our Re-registration which is due in 2020.

We have started the implementation of a whole new management system (TASS) for the whole of the school. The full implementation will continue in stages over twelve to eighteen months. This will result in streamlined procedures for Admin, Student Services, Reporting, and Accounting, as well as being much more adaptable for the future.

The Board is made up of members of the Armadale Congregational Church plus other specialists and community representatives who volunteer their time to serve on the Board. The current Board members are Mrs April Fleay (Secretary), Mr Kevin Ryan (Treasurer), Mrs Trish Merrett, Mr Kevin Ryan, Mr Jon Younger, Pastor Forrest Candy Mr Sydney Rajanayagam, Mr Ming Lai and myself.

Our Principals: Mrs Karin Cowie (High School) and Mr Fourie Jordaan (Primary School) have continued in their leadership of the school for another year. We thank them for their efforts and extraordinary teamwork throughout the year. We are very fortunate to have such experienced and passionate professionals leading our school.

We are grateful for all the staff at the school. This includes the senior staff, teachers, education assistants, admin staff, cleaners, maintenance staff etc. – they are all integral parts of the team. Many have also volunteered many hours of their own time to organise and coach students in a variety of sports and other activities. We thank them for their dedication and sacrifice.

The involvement of Parents is also a very important for the success of the school. This Includes encouraging your children to do their best, listening to reading etc, as well as volunteering in the canteen, for excursions, sporting events, helping in the classroom etc as you are able. The P&F has not been active this year due to a lack of Parent support. We would love to see the P&F re-established in the new year.

I speak on behalf of the Board when I say we are looking forward to what next year brings. No year ever goes by without its challenges, but we feel privileged to be part of a wider team who are all here to work towards achieving our school's Vision - to provide affordable, quality, Christ-centered education, and to strive to equip our students with skills and strong values that encourage them to pursue excellence in all areas.

Yours in His service,

Ian Prangnell

Board Chair

For I know the plans I have for you, declares the Lord, plans to prosper you and not to harm you, plans to give you hope and a future.

Jeremiah 29 verse 11 (NIVUK)



Secondary Principals Report

The year has been a busy one for High School with the continuation of new WACE courses for Year 11/12, positive results from the OLNA tests, some improvements in the overall NAPLAN results and many individual successes in academic achievement in all year groups. This is a clear indication of the good work teachers do in the class to promote excellence and the willingness of our students to work hard and succeed.

The High School computer Lab was moved and upgraded this year and a new STEM programme introduced in Yr7 & 8. The 'Breakfast' Club on Wednesday mornings and a weekly supervised homework afternoon for lower school were new additions this year. Chapel has continued to be a high light of the week with form groups and individual students taking leadership roles and sharing their faith in dramas, songs, testimonies and presentations. A huge thank you to Mrs Fenwick for coordinating this every week.

Students have had many extra-curricular experiences throughout 2019 and I would like to thank the teachers for organising such enriching experiences for their classes. This years' excursions/camps/incursions included Yr12 camp, Yr7 & 8 orientation camp at Serpentine, Book Week, Career Expo, Army Museum, Airforce Museum, a Shakespeare play, MAD Night, Geography field days, Yr10 Peer Support programme, Zoo visits, Bush Rangers camps, 'Tech Buddies' at the Armadale Library, Dale Has Talent, Armadale Aspire programme, ANZAC dawn service, RAC bstreetsmart, Penguin Island, Sculpture By The Sea, Yr10 Bikeathon, and DCS Iron programme.

Dale was represented in numerous interschool carnivals, weekend and afterschool competitions. Yr10-12 girls won the Basketball Term 1 and the boys took out the Volleyball Term 2 in the ACC south east zone. The U12's won their division in the Saturday morning Lakeside Basketball

competition and the U14's came third. A number of individual medals and awards were given to our students at Athletics and Crosscountry Interschool carnivals. These results and the positive, supportive attitude of our students when competing has continued to be very pleasing throughout the year.

The Career/Parent night was very successful school community event in September. Representatives from the Universities, TAFE's, the ADF and the Bible colleges were available to talk to students about career and further education options though out the night. Also displayed in the lower level of the High School and Gym were wonderful examples of the student work in Year 7 & 8, Music presentations, Art work and sculptures, Science experiments, Photography displays, Woodwork models, Drama videos, Food Science work and Textiles designs.

I would like to again acknowledge the support and enthusiasm of the staff at Dale to see the school grow; not only in numbers but also in the spiritual and academic development of the students. It is a privilege to work with such a dedicated and professional group of people. It was sad to see Mrs Roberson and Mrs Jordaan leave Semester 1 and we wish Mrs Wheatley all the best as she retires after 40+ years of teaching.

Kind regards,

Mrs Karin Coull

'He has shown you, O mortal, what is good. And what does the LORD require of you? To act justly and to love mercy and to walk humbly with your God.'

Micah 6:8 NIV



Primary School Principals Report

This year the school has built on the positives of last year and have shown huge improvements in all areas of Dale Christian School again. For the second year in a row the school has shown outstanding improvement with the NAPLAN results, further to this the students performed above the National Average in several subject areas. This is due to a whole school approach from Kindergarten through to Year Six that proves to be positive and fruitful equipping our students. Whole school programs coupled with wellbeing and resilience guidance provided this positive outcome to develop our students to make a difference on all levels in our local and wider community.

In term four the school introduced two new initiatives. The first was a pilot program for year one to commence "Bush School". This initiative provides students with the opportunities to apply their knowledge gained in the classroom in a meaningful context. The second initiative was introducing AUSLAN in our classes from Kindergarten to Year Two. This unique sign language of Australia will be incorporated in daily routines during class time, and communication between teachers and students will stimulate the student's development on all levels of learning.

The Sydney, Canberra trip happened over a shorter time frame this year and was well appreciated by staff, students and parents. The students of Dale Christian School never fail to make the school and the community proud, always being praised for their positive and well-mannered behaviour. We are fortunate for the parents at our school that is always willing to give up time to assist and accompany the students to help them build positive and valuable memories that contribute to their future. It is an absolute delight to get phone calls from various venues commenting on the positive behaviour of our students that stayed in Perth participating in the Stay at Home Camp.

A highlight once again, and always a welcomed opportunity for the students to dress up in their favourite book character was the Book Week. This year all classes worked together producing a final book consisting of stories written in class and narrated by teachers during the final Book Week assembly. A great team effort by staff to dress up the same as "Wally" that encouraged students, showing teamwork and commitment and assisting them to make reading and learning fun. The students were also challenged with mathematical problem-solving projects. This enabled the building of resilience given the opportunity to build structures whilst engineering very creative solutions that amazed the visiting presenters. The parents at Dale always value the school's ethos and all students were dressed according to our Christian values and beliefs, a true reflection of building a positive and well-balanced community together, equipping our students for the future. The standout of the book week was the decorating of the classroom doors and the competition amongst

the year groups were building positive relationships with the students voting for the winner of the best decorative door.

The Dale community gathered and had lots of fun showcasing learning achievements in class during Open Night. The students enjoyed all the activities while parents visited classrooms appreciating all the hard work their kids have done this year. Thank you, parents, for helping the school build positive relationships to better equip our students for the future.

Positive participation was a huge success in the running of the Athletics this year. All students were engaged and there was little to no room for boredom. Congratulations to our Year Six boys that came first during the Interschool Netball, Basketball and Indoor Beach Volleyball and the Year Six girls that came first in the Indoor Beach Volleyball competitions.

Congratulations to Mrs Quinn and her husband starting a new family next year, she will be on Maternity Leave during 2020. Mrs Bhojwani, Mrs Dib and Mrs Lewis will be joining the staff on a permanent basis next year. Miss Byles and Mrs Hiscox will also be returning to Dale next year.

There has been huge improvement to the school's infrastructure. Firstly, the roof was replaced on the Primary Computer Room. In addition, new carpets have been fitted, a new ceiling and ergonomical chairs have been purchased. Using the new Aquatic facilities in Armadale for our in-term swimming was well received by students, parents and staff making the travel much more convenient.

Term Four has flown by with Athletics, two fantastic concerts and the students enjoying their last day on excursions. Reflecting on the year is always a privilege appreciating staff, parents and students that is contributing having a positive impact on our local community. It is an absolute honour to work for the Lord with a committed and professional staff always giving their utmost best supporting the vision and mission of the school.

This year we, (staff, parents and students) with the Grace of God have succeeded in building our community for the glory of our Lord Jesus Christ.

Mr Tourie Jordan

1 Corinthians 12:26

"If one member suffers, all suffer together; if one member is honoured, all rejoice together."

Student Population & Attendance

MANAGEMENT OF NON ATTENDANCE

The School acknowledges its obligations under Part 2, Division 3 of the School Education Act 1999 relating to student attendance requirements, and a Student Attendance and Policy is maintained to enable us to meet these obligations.

Student attendance is taken by teachers daily in across all years at 8.30am. In Secondary, attendance is recorded within the first 10-15 mins of period 3 and 5 (after recess and after lunch). In the event of a student's absence, and where parents have not already informed the School, student services will attempt to contact parents by SMS and request a reason for the absence. This information is then recorded in Sentral, the School's management system. Parents are required to contact the School if their child will not be attending either the whole or part of the day. They can do this via phoning, notifying in person, emailing or using the School APP.

PRIMARY SCHOOL	
Year	% Attendance
Kindy	95.5
Pre-Primary	92.7
Year 1	93.3
Year 2	94.8
Year 3	92.9
Year 4	95.1
Year 5	93.1
Year 6	95.3

Students arriving late or leaving early are to report to Student Services to have the absence recorded. Student Services notifies the Principals when students are at 'attendance risk.' This data is also used for pastoral care purposes. Families are encouraged to speak with the Principal where an extended period of absence arises. Where a student has high levels of unexplained or unapproved absences, parents will be contacted with a view to implementing appropriate strategies to minimise absences and ensure that the student does not become at risk of failing to meet attendance requirements.

STUDENT TRACKING

If a student leaves Dale and his or her destination is unknown, the student is considered missing. In such cases the School will make every effort to either restore the student to regular attendance, or to facilitate enrolment elsewhere. If, despite all efforts, a student cannot be located, the School will refer the case to the Student Tracking Systems (STS) Officer through the Department of Education.

HIGH SCHOOL	
Year	% Attendance
Year 7	94.9
Year 8	94.6
Year 9	94.4
Year 10	93.6
Year 11	93.7
Year 12	92.2



Key Student Outcomes

2019 NAPLAN RESULTS

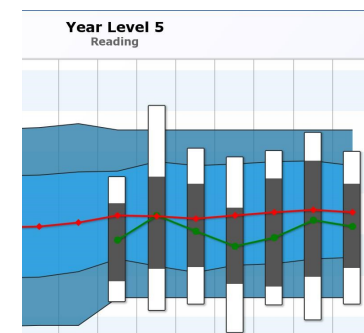
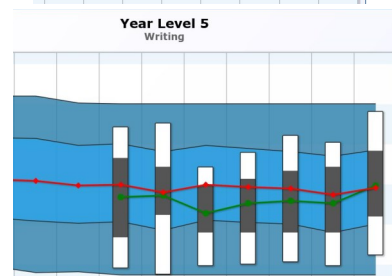
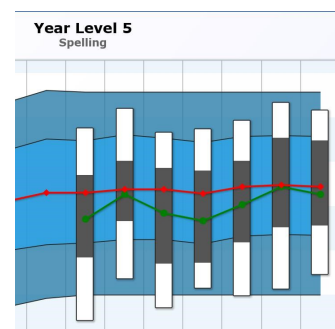
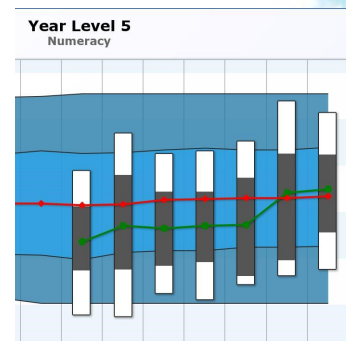
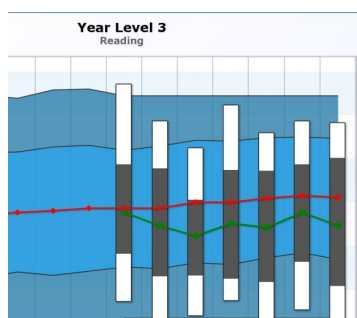
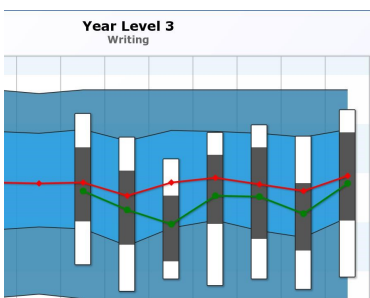
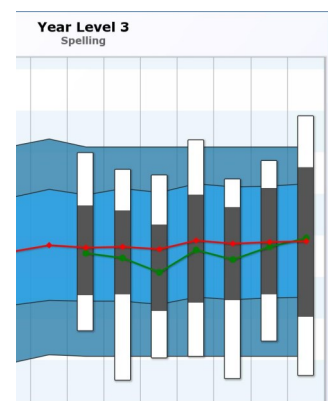
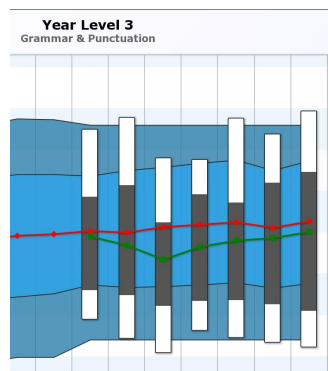
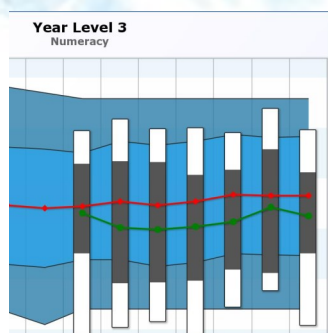
The 2019 National Assessment Program – Literacy and Numeracy (NAPLAN) testing took place from 9-11 May. It allows each student and group performance to be measured against common national standards, giving teachers information to inform their planning and classroom teaching in literacy and numeracy and assisting the School to monitor students' performance. NAPLAN represents a student's achievement on one assessment on a single day in the year. It should also be remembered that direct comparisons of statistical results are limited in scope given the small sample size at Dale.

The Year 3 NAPLAN results showed a slight improvement in writing and grammar & punctuation for the school over time. In Year 5 there has been gradual improvement in writing, spelling and reading for the this cohort over time. The Year 5 data showed an improvement in reading, writing and spelling over time. The school over the last 5 years has been slightly below the National Average. An adjustment in teaching programs were made and therefore Oxford Maths, Talk for Writing and Sharp Reading are now whole school programs introduced to support better student outcomes over the next 3 years. Internal standardised testing has been introduced to inform planning and teaching to improve student progress.

YR 3 & 5 RESULTS

Year 3	Dale	State	National
Numeracy	387	405	408
Reading	398	427	432
Writing	415	420	423
Spelling	423	412	419
Grammar	427	435	440

Year 5	Dale	State	National
Numeracy	50	492	496
Reading	488	504	506
Writing	477	471	474
Spelling	492	500	501
Grammar	515	498	499



Key Student Outcomes

2019 NAPLAN RESULTS

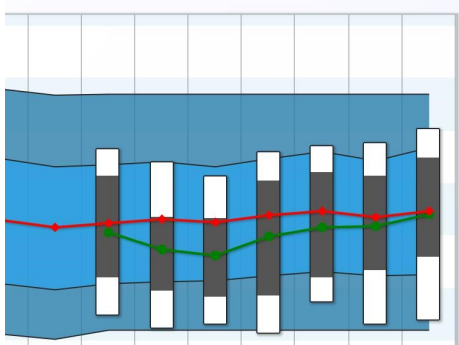
YEAR 7 RESULTS

(52 Students Tested)

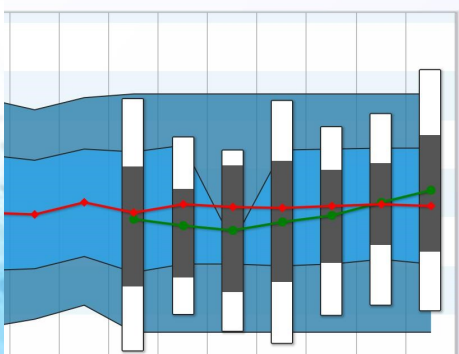
An analysis of NAPLAN data shows that this Year 7 cohort shows some improvement from Year 5 to Year 7, but they are still slightly below the National Mean in all areas apart from Grammar and Punctuation (+11). Over time the Year 7 results have indicated steady rate of growth particularly in Numeracy and Spelling. The results in Year 7 can be affected by the significant number of new students that come into the high school at this year level. The cohort of 52 students is a large enough group for the results to be statistically reliable.

Year 7	Dale	State	National
Numeracy	551	558	554
Reading	531	546	546
Writing	497	513	513
Spelling	531	547	546
Grammar	559	542	520

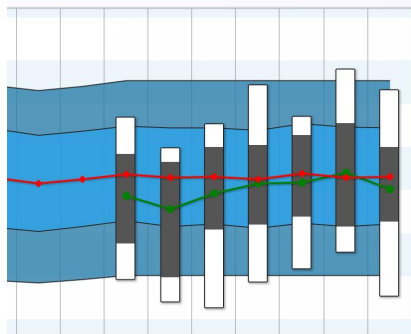
Year Level 7
Numeracy



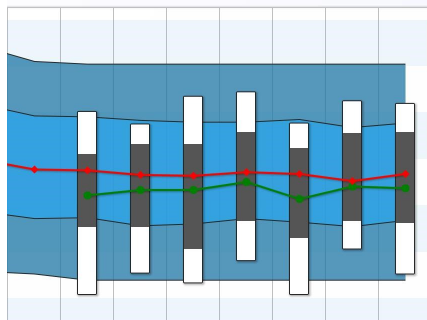
Year Level 7
Grammar & Punctuation



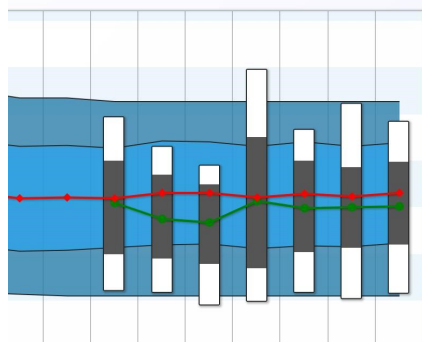
Year Level 7
Spelling



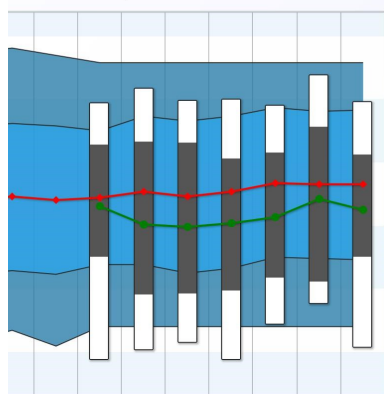
Year Level 7
Writing



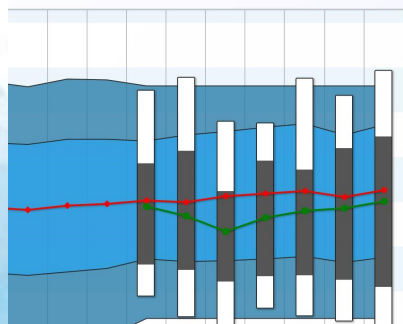
Year Level 7
Reading



Year Level 3
Numeracy



Year Level 3
Grammar & Punctuation



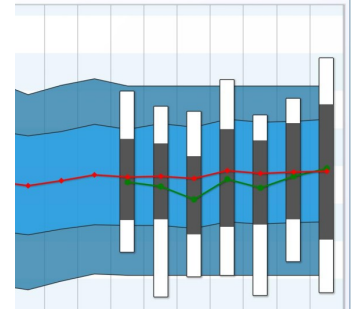
Year 9	Dale	State	National
Numeracy	579	602	592
Reading	581	589	580
Writing	538	558	559
Spelling	577	587	582
Grammar	593	579	573

YEAR 9 RESULTS

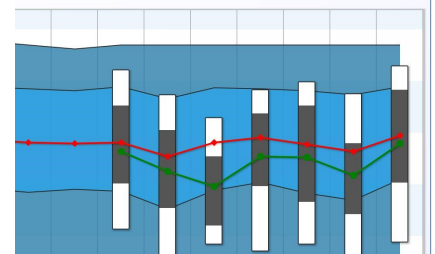
(50 Students Tested)

The 2019 NAPLAN data reveals the extent of the Year 9 improvement over time in nearly all areas tested. These Year 9 results for Writing (+10) and Grammar (+2) are above the National Mean for 2019. Numeracy and Spelling are almost with the National Mean, and both are an improvement from the previous years. Reading data shows a slight decline this year so literacy classes in Years 7 & 8 are spending more time working on Reading Comprehension skills. It is very encouraging to see the steady rate of growth and development taking place between Year 7 and Year 9. The cohort of 50 students is a large enough group for the results to be quite statistically reliable.

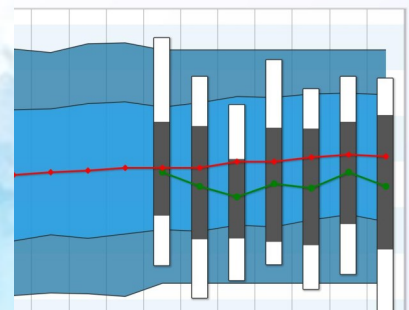
Year Level 3
Spelling



Year Level 3
Writing



Year Level 3
Reading



Student Awards

The following major awards were presented during Awards & Graduation evenings held in 2019.

K-2 Concert & Awards Night— Thursday 5th December

Academic Award

Yr 1.1	Kirithish Saravanan
Yr 1.2	Elijah Islam
Yr 2.1	Gabriel Briggs
Yr 2.2	Harrison Giles

Christian Character

Yr 1.1	Shanaya Singh
Yr 1.2	Levi Uzonwanne
Yr 2.1	Gloria Tuffin
Yr 2.2	Takunda Chombo

Music Award

Art Award

Yr 3-6 Concert & Awards Night— Wednesday 10th December

Academic Award

Yr 3.1	Abigail Reid
Yr 3.2	Fritseigh Serenio
Yr 4.1	Elana Beukes
Yr 4.2	Jasmine Dean
Yr 5.1	Brianna Chavez- Robinson
Yr 5.2	Phoebe Stone
Yr 6	Fola Ogunleye

Christian Citizenship

Yr 3.1	Brenna Sargon
Yr 3.2	Koen Elstone
Yr 4.1	Koushik Dhanasekar
Yr 4.2	Jolee Youssef
Yr 5.1	Annalyce Richards
Yr 5.2	Charli Islam
Yr 6.1	Adaora Uzonwanne
Yr 6.2	Natasha Mutete
Physical Education	Abigael Orioye
Indonesian	Neha Binoj
Art	Sophia Pastoriza
Music	Samuel Lumanau
Science 6.1	Hannah Kwon
Science 6.2	Reilley Timmer

Yr 7-10 Presentation & Awards Night— Tuesday 11th December

Academic Award

Year 7	Bryce Gimeno
Year 8	Charlee Stratford
Year 9	Hannah Uzonwanne
Year 10	Shelby Jeffels

Perseverance Award

Year 7	Ashton Mounsey
Year 8	Evangeline Collett
Year 9	Joseph Matthews
Year 10	Mistejah Lafaele

Christian Citizenship

Year 7	Stephen Janissen
Year 8	Hayley Gould
Year 9	Emiley Halliwell
Year 10	Vallancy Mewhor

City or Armadale Scholarship

ADF Long Tan

Yr 11 & 12 Graduation & Awards Night— Wednesday 20th November

Year 11

Academic Award	Lyssa Lai
V.E.T Award	Hannah Munro
Christian Citizenship	Joel Summers
Achievement	Eden Scheltema

Year 12

Academic Award	Julia Chavez
Christian Citizenship	Kiki Doo
V.E.T Award	Travis Daniels
Achievement	Jessenta West-Dantin
ADF Long Tan	Manfred Kelly
Caltex All Rounder	Eli Mwambi
Judy Sampson Shield	Julia Chavez



Jerin Basil-Siju
Year 11
Science Lab

Staff Standards & Workforce Composition

Dale Christian School staff are committed to educational excellence, and invest significant time in professional learning and associations to retain currency of relevant information and to maintain ongoing learning and compliance.

The School's teachers come from diverse educational backgrounds and bring a wealth of professional experience to enhance the learning experiences. A wide range of expertise enables the provision of quality and challenging programs across all learning areas. The majority of teaching staff have more than ten years relevant teaching experience.

To enhance learning support at Dale Christian School, the School has invested in support staff and to provide opportunities for training.

WORKFORCE COMPOSITION

Teaching staff	44
Non-Teaching staff	20
Admin Staff	11

STAFF RECRUITMENT & APPOINTMENTS

Teaching positions are advertised locally and nationally through reputable employment sites and appropriate media. The same procedures and standards apply for the recruitment of nonteaching staff. In addition to posting vacancies on the School's website and social media pages, the School also advertised through AISWA, CSA and SEEK.

Staff who were appointed or exited, or who took on new roles in 2019 included:

APPOINTED	POSITION
Stephanie Parmar	Secondary Teacher
Steven Burgess	Curriculum Coordinator
Kathryn Eaves	Secondary Teacher
Crystall Posthuma	Secondary Teacher
Haroldene Lewis	Primary Teacher

EXITED	POSITION
Fiona Fraser	Pre Primary Teacher
Jesse Thyer	Primary Teacher
Brittany Taylor	Primary Teacher
Benita Jordaan	Secondary Teacher
Dianne Wheatley	Secondary Teacher
Kaitlin Parry	Secondary Teacher
Flora Robinson	Secondary Teacher
Daniel Huang	Secondary Teacher P.E
Sarah Quinn	Primary E.A
Arlene Felton	Head Cleaner

All teaching staff meet the requirements for registration with the Teacher Registration Board of Western Australia (TRBWA). To qualify for full registration, teachers must:

- * hold a teaching qualification from an accredited Initial Teacher Education (ITE) program, or a teaching qualification recognised by the TRBWA as equivalent;
- * demonstrate proficiency to the prescribed standard in English, both oral and written.

All teaching and non-teaching staff are required to hold a valid Working with Children Check at all times, and to provide a National Police History Check which is no more than three months old at the time of their appointment. The School may request that the National Policy History Check be updated periodically.

STAFF QUALIFICATIONS

Highest Qualification	Number of Teachers	% of Teachers
Masters	3	6.8%
Honours/Post Graduate	5	11.3%
Bachelor Degree	35	79.5%
Diploma	1	2.2%
Total No. of Teachers	44	100%

Class of 2019

2019 | DALE CHRISTIAN SCHOOL
YEAR 12 GRADUATING CLASS



"Be strong and courageous. Do not be afraid or terrified because of them, for the LORD your God goes with you; he will never leave you nor forsake you." Deuteronomy 31:6

Senior School Outcomes

YEAR 12 WACE RESULTS

The Western Australian Certificate of Education (WACE) is awarded to students who have completed Year 11 and 12 of their secondary education in WA. Dale's Year 12 WACE results reflected a cohort of 30 students—a larger group compared to the previous years, with a higher percentage of students aiming for Vocational pathways. Those students not offered direct university entrance were offered alternate pathways for entry, which is becoming increasingly common. Overall, Dale can be satisfied with the level of achievement across all subject areas in 2019 from our graduates.

Year 12 Summary	
Total number of Year 12 Students	32
No. of ATAR Students	15
No. of Vocational Students	17
% of ATAR students exceeding a score of 70	26
No. of ATAR Students offered direct university pathway	12
School Median ATAR	60.45

2020 UNIVERSITY APPLICATIONS

Year 12 Summary	
No. of students with an ATAR who applied	13
Median ATAR of the students who applied	60.45



	Curtin	ECU	Murdoch	UWA	Total
Number of students with a 1st preference (includes students without an ATAR)	2	3	6	3	14
Number of students offered their 1st preference	1	1	5	1	8
Number of students offered any of their preferences	2	2	6	2	12
Number of students who have enrolled	1	1	4	2	8
Number of students who have deferred	0	0	1	0	1

Senior School Outcomes

2019 OFFERS BY FIELD OF EDUCATION

Curtin University	Offered	Enrolled	Deferred
Studies in Human Society	2	1	0
TOTAL	2	1	0
Edith Cowan University	Offered	Enrolled	Deferred
Management & Commerce	1	0	0
Learning Skills Programmes	1	1	0
TOTAL	2	1	0
Murdoch University	Offered	Enrolled	Deferred
Nursing	2	1	0
Teacher Education	1	1	0
Criminology	1	0	1
Learning Skills Programmes	2	2	0
Security Services	1	0	1
TOTAL	7	4	2
University of Western Australia	Offered	Enrolled	Deferred
Biological Science	1	1	0
Society & Culture	1	1	0
TOTAL	2	2	0



Professional Learning

We consider staff, as well as students, to be lifelong learners. The list below demonstrates the diversity of areas our staff are concerned with, as well as their willingness to engage with current trends.

The professional learning undertaken by staff in 2019 feeds directly into one of our five core focus areas in School Improvement, while also having benefits for our students as teachers go about applying that they have learned. Along with the following external professional learning courses, both Primary and High School Staff attend additional sessions after school on a fortnightly basis.

2019 Year 12 Essential Maths Consensus Moderation	Meeting WACE Requirements 2019 - Arts Courses
7-12 School Information Briefings 2019	Microsoft Minecraft: Education Edition for Teaching STEM
ACHPER WA state conference	Middle Managers and Aspirant Leaders Seminar
AISWA Briefing the Board Conference	Moderating Partner PD
AISWA Drama Network Day	Music in Early childhood Education
AISWA VET Co-ordinators' Network Meeting	Musical Futures PD
Aquatic Training	One Big Voice
Athletics PD Day - Australian Track and Field Coaches' Association	Pastoral Care and Spiritual Formation
Baptist Pastor's Retreat	Planning for Religion and Life ATAR 2020
Basic AUSLAN	Risk & Compliance Symposium-CSA
Brightpath Community PL – 4 November	School Teachers Aquatic Resque Certificate
Brightpath Lead Marker Certification	SCSA 2019 Key Messages
Consensus Moderation Psychology	SDERA - Keys for Life
COSAMP Cert II Moderation	Secondary English Networking Day (ATAR)
CSA Leaders Seminar	SHARP Reading
CSA National Policy Conference	Small Group Moderation Procedures.
Dip of Counselling	SMC Meeting
Early Childhood Coordinator Networking	Spell-it Professional Development Workshop
Effective Strategies for Teaching Students with Dyscalculia	STAWA Future Science Conference
Food Science	Surf Life Saving Certificate
Gate Keeper Course	Talking your way into writing
Global Leadership Summit	The Leadership Development Course
Groove your classroom	WACE Drama Practical Examination Masterclass
Improving Student Performance	Welding short course
Initial Lit	Workshop - Acquired Brain Injury Seminar for Schools
LABNETWEST TERM MEETING	Y11/12 Consensus Moderation
Making Maths Dyslexia Friendly	Young Mathematicians: Maths across the day in Pre-Kindy and Kindergarten
Masters of Educational Leadership	

Claudia Valentine

Year 12

M.A.D Night





ACADEMIC

NAPLAN Testing
OLNA Testing
Project-Based Learning Activities
Math Tutoring
English Tutoring
HASS Tutoring
Vocational Program

ASSEMBLIES

ANZAC
Easter
Multicultural
Fortnightly Primary
Weekly High School

CAMPS

River Rangers
Bush Rangers
Year 6 Sydney/Canberra
Year 6 Stay at Home
Year 7 & 8 Camp
Yr 11 Camp
Year 12 Camp

COMMUNITY

Scholastic/Koorong Book Fair
Book Week
Mothers Day Stall
Fathers Day Stall
Girls Brigade
Boys Brigade
K & PP Graduation
K-2 Concert
Year 3-6 Concert
Year 7-10 Awards Night
Year 11 & 12 Graduation & Awards Night
Kindy Orientation
Pre-Primary Orientation
Parent Teacher Evening
DCS Iron
Leadership Conference
Year 6 Graduation Dinner
Senior School Ball
Year 12 Graduation Lunch
New Student Welcome
Tech Buddies
Primary School Disco
Open Night
Prefects Luncheon
K & PP Mothers Day
M.A.D Night
Instrumental Night

EXCURSIONS & INCURSIONS

Adventure world
Armadale History House-
ATAR Exam Preparation
Author Visit
Better Beginnings Kindy
Bible Society Masterclass
Big Day In - Perth
Bowling
Brownes Dairy Excursion
Bunnings planting
Bush Rangers Camp
Careers at VET Expo
Channel 9 News Studio Tour
Child Play Music
City of Armadale Library Visit
Constable Care Safety School
Constitution Centre
Construction Futures Centre
Djilba Festival
Facing It - First Fruits Production
FESA Heritage Centre
Fisheries Education 2019
Metropolitan program
Fremantle Prison
Geography Natural Hazards field trip
Gravity Discovery Centre
GRIP Leadership Conference
Hospital Familiarization Program
Incursion - Electoral Education Centre
Incursion - First Aid (St John of God)
Incursion - History house
Incursion with Andrew Frazer.
Incursion, Visiting Artist.
Indigenous fire practices
Indonesian Music workshop
Kings Park - Rio Tinto
Naturescape
Librarian Visit
Little Einsteins
Look At our urban Environment
Micky J Concert at Mandurah
Morley Rollerdrome
North Metro TAFE Open Day
One Big Voice
PARTY - Prevention of Alcohol and risk related trauma in Youth-
Penguin Island

Perth Zoo
Police Incursion
RAC Road Safety Incursion
Ready Steady Go
Remida: Green Machine
RSPCAWA
Scitech - Find It, Fix It

Sculpture by the Sea, Cottesloe.
Shipwreck Museum - Olden days
Southern Hills Combined Bush-rangers
Spare Parts Puppet Theatre - On Our Beach
Spineless Wonders Incursion
Swan Canning River System Incursion
Swan Valley Cuddly Farm
Team Building - Laser Tag
Tester Bowling
Urban Landscape Walk
WA Army Museum

EXTRA CURRICULAR

Chess Tournament
After School Sports
Bush Rangers
River Rangers

CARNIVALS

Athletics
Jumps & Throws
Cross Country
Swimming
DCS Iron

MISSIONS

Jewels Future
Operation Christmas Child
Make \$10 Grow
New Hope International

MUSIC & ARTS

MAD Night
Primary Choir
Primary Worship Band
High School Chapel Band
One Big Voice
Michael J School Concert

SPORTS

Cross Country
Basketball Yr 4-6
Swimming Lessons Yr PP-6
Swimming Trials Yr 4-10

WACSSA/INTERSCHOOL

P/S Teeball
Swimming
Athletics
Cross Country
P/S Netball
P/S Soccer
H/S Netball
H/S Basketball
P/S Basketball

School Changes & Improvements

We have been blessed with another year of God's generous provision for us, and we are forever thankful that our 630 students were able to learn new skills and to grow in the grace and knowledge of our Lord and Saviour Jesus Christ.

During the past year, we said farewell to our Head Cleaner, Arlene Felton, who left us to devote her time to her mission work in Phillipines, which is her home country. We thank Arlene for serving the school diligently for almost 6 years. In her place we welcomed Robyn West-Dantin, who has already contributed significantly in this role.

Our efforts to upgrade and maintain the school's facilities are ongoing, and this year we were able to upgrade the IT centre. A new roof and ceiling has provided better lighting, new computers have upgraded the quality of the equipment, and new furniture has added a fresh and inviting look for the students.

This year we have also gone live with Phase 1 of a new School Management System that has brought many improvements and efficiencies to our administration. Parents and Guardians will appreciate the new look School Fee Statements, which are easier to read and provide more detailed information than before. This new system also improves our ability to meet our reporting obligations. The Administration Team have been hard at work to implement these changes for the benefit of the school going forward.



Financial Summary

Net Recurrent Income 2019	Total	Per student
Australian Government recurrent funding	\$6,027,003	\$9,983
State/ Territory Government recurrent funding	\$1,808,818	\$2,996
Fees, charges and parent contributions	\$1,407,308	\$2,331
Other private sources	\$93,257	\$154
Total gross income	\$9,336,386	\$15,465
Deductions		
Income allocated to current capital projects	\$0	\$0
Income allocated to future capital projects and diocesan capital funds	\$0	\$0
Income allocated to capital debt servicing	\$0	\$0
Subtotal	\$0	\$0
Total net recurrent income	\$9,336,386	\$15,465

Capital Expenditure	Total
Australian Government capital expenditure	\$0
State/ Territory Government capital expenditure	\$0
New school loans	\$0
Income allocated to current capital projects	\$0
Other	\$298,121
Total capital expenditure	\$298,121

Fee Schedule 2019

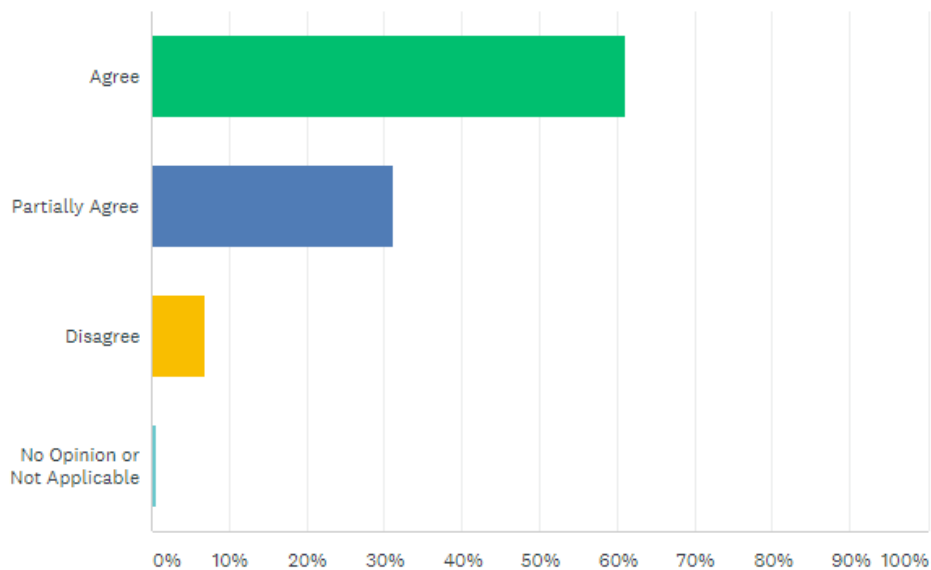
Dale Christian School 2019					
	ANNUAL payable by 28 Feb	PER TERM Due date for each term: 28 Feb, 30 May, 23 Aug,	PER MONTH Due by the 28th of each month (Feb - Nov)	PER FORTNIGHT (20x payments) - First payment due by 28 Feb	PER WEEK (40x pay- ments) - First pay- ment due by 28 Feb
1st Child					
Kindergarten	\$ 1,053	\$ 263.25	\$ 105.30	\$ 52.65	\$ 26.33
Pre-Primary	\$ 2,230	\$ 557.50	\$ 223.00	\$ 111.50	\$ 55.75
Primary	\$ 2,230	\$ 557.50	\$ 223.00	\$ 111.50	\$ 55.75
Secondary (Yr 7-10)	\$ 2,924	\$ 731.00	\$ 292.40	\$ 146.20	\$ 73.10
Secondary (Yr 11-12)	\$ 3,118	\$ 779.50	\$ 311.80	\$ 155.90	\$ 77.95
2nd Child					
Kindergarten	\$ 973	\$ 243.25	\$ 97.30	\$ 48.65	\$ 24.33
Pre-Primary	\$ 1,504	\$ 376.00	\$ 150.40	\$ 75.20	\$ 37.60
Primary	\$ 1,504	\$ 376.00	\$ 150.40	\$ 75.20	\$ 37.60
Secondary (Yr 7-10)	\$ 2,199	\$ 549.75	\$ 219.90	\$ 109.95	\$ 54.98
Secondary (Yr 11-12)	\$ 2,393	\$ 598.25	\$ 239.30	\$ 119.65	\$ 59.83
3rd Child					
Kindergarten	\$ 973	\$ 243.25	\$ 97.30	\$ 48.65	\$ 24.33
Pre-Primary	\$ 1,074	\$ 268.50	\$ 107.40	\$ 53.70	\$ 26.85
Primary	\$ 1,074	\$ 268.50	\$ 107.40	\$ 53.70	\$ 26.85
Secondary (Yr 7-10)	\$ 1,768	\$ 442.00	\$ 176.80	\$ 88.40	\$ 44.20
Secondary (Yr 11-12)	\$ 1,962	\$ 490.50	\$ 196.20	\$ 98.10	\$ 49.05
4th Child					
Kindergarten	\$ 973	\$ 243.25	\$ 97.30	\$ 48.65	\$ 24.33
Pre-Primary	\$ 884	\$ 221.00	\$ 88.40	\$ 44.20	\$ 22.10
Primary	\$ 884	\$ 221.00	\$ 88.40	\$ 44.20	\$ 22.10
Secondary (Yr 7-10)	\$ 1,579	\$ 394.75	\$ 157.90	\$ 78.95	\$ 39.48
Secondary (Yr 11-12)	\$ 1,772	\$ 443.00	\$ 177.20	\$ 88.60	\$ 44.30

School Surveys

PARENT SURVEY SAMPLES

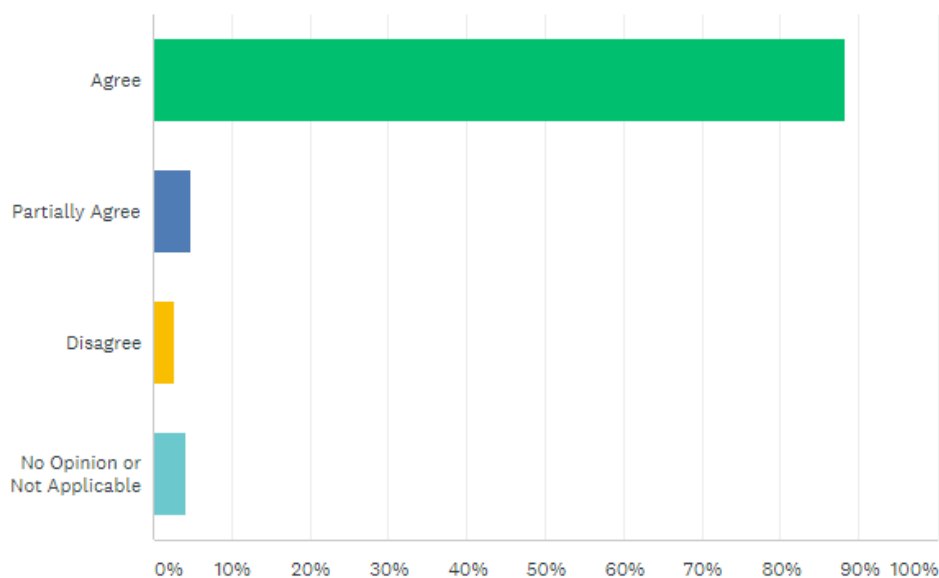
Teachers and school personnel inform my child and me regularly about how he/she is doing in school. (Phone calls, progress reports and other messages)

Answered: 144 Skipped: 1



I believe that the School's teaching, pastoral care and extra curricular programs align with the the School's Christian Vision & Mission Statements.

Answered: 145 Skipped: 0



STUDENT SURVEY SAMPLES

	STRONGLY DISAGREE	DISAGREE	AGREE	STRONGLY AGREE	TOTAL
▼ My school is safe	4.04% 9	7.17% 16	70.85% 158	17.94% 40	223
▼ My school has a curriculum that challenges students	4.09% 9	10.45% 23	64.55% 142	20.91% 46	220
▼ My school's discipline policy is fair.	14.35% 31	23.15% 50	55.09% 119	7.41% 16	216
▼ At my school, teachers value what students have to say.	7.31% 16	27.40% 60	53.88% 118	11.42% 25	219
▼ At my school, teachers respect all races and cultures.	5.88% 13	10.86% 24	47.96% 106	35.29% 78	221
▼ At my school, administrators value what students have to say.	8.72% 19	22.94% 50	53.21% 116	15.14% 33	218
▼ At my school, administrators respect all races and cultures.	4.15% 9	9.68% 21	53.92% 117	32.26% 70	217

	STRONGLY DISAGREE	DISAGREE	AGREE	STRONGLY AGREE	TOTAL
▼ Students in my school care about learning and getting a good education.	6.85% 15	25.57% 56	60.27% 132	7.31% 16	219
▼ Students in my school get away with not doing their work	14.61% 32	54.34% 119	22.37% 49	8.68% 19	219
▼ Students in my school get to be creative and use their abilities in school.	10.14% 22	28.11% 61	48.39% 105	13.36% 29	217
▼ Students in my school are often disruptive, taking away from my learning time.	8.26% 18	47.71% 104	35.78% 78	8.26% 18	218
▼ Students in my school are being prepared well for after high school.	12.44% 27	28.57% 62	49.77% 108	9.22% 20	217

STAFF SURVEY SAMPLES

	DISAGREE STRONGLY	DISAGREE PARTIALLY	AGREE PARTIALLY	AGREE STRONGLY	TOTAL RESPONDENTS
I clearly understand what is expected of me when it comes to student achievement.	0.00% 0	0.00% 0	4.35% 1	95.65% 22	23
The school provides me with the instructional resources necessary to ensure high quality instruction.	0.00% 0	8.70% 2	30.43% 7	60.87% 14	23
The school ensures that additional instruction and learning time is provided for all students who require it to meet academic standards.	0.00% 0	4.35% 1	34.78% 8	60.87% 14	23

	DISAGREE STRONGLY	DISAGREE PARTIALLY	AGREE PARTIALLY	AGREE STRONGLY	TOTAL RESPONDENTS
Our leadership team ensures that there is strong accountability for student achievement throughout the school.	0.00% 0	4.35% 1	17.39% 4	78.26% 18	23
The staff feels deep accountability and have a passion for improving for student achievement.	0.00% 0	4.35% 1	13.04% 3	86.96% 20	23

Comments (2)

	DISAGREE STRONGLY	DISAGREE PARTIALLY	AGREE PARTIALLY	AGREE STRONGLY	TOTAL RESPONDENTS
Our school works with parents to build positive relationships and to engage them as partners in their children's learning.	0.00% 0	0.00% 0	43.48% 10	56.52% 13	23
Our school is successful in implementing a variety of strategies specifically designed to promote a sense of connection between students, staff and parents.	0.00% 0	4.35% 1	34.78% 8	60.87% 14	23

Comments (1)



Dale Christian School

150 Forrest Road, Armadale WA 6112

PO Box 273, Armadale WA 6992

Tel: (08) 9497 1444

Website: dalecs.wa.edu.au

A Ministry of the Armadale
Congregational Church Inc.

Affiliated with Christian Schools Aust.